

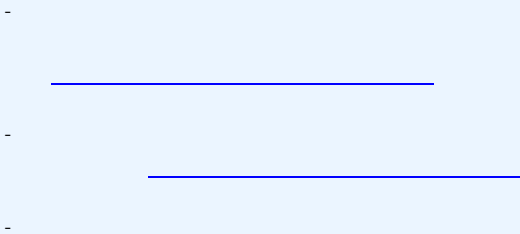

# Leo R. Croce Elementary School

## 2022-2023 School Accountability Report Card

(Published During the 2023-2024 School Year)

### General Information about the School Accountability Report Card (SARC)

#### SARC Overview



#### DataQuest









**2020-21 Teacher Preparation and Placement**

<b>Authorization/Assignment</b>	<b>School Number</b>	<b>School Percent</b>	<b>District Number</b>	<b>District Percent</b>	<b>State Number</b>	<b>State Percent</b>
<b>Fully (Preliminary or Clear) Credentialed for Subject and Student Placement (properly assigned)</b>						

## Teachers Without Credentials and Misassignments (considered “ineffective” under ESSA)


Authorization/Assignment	2020-21	2021-22
Permits and Waivers		
Misassignments		
Vacant Positions		
<b>Total Teachers Without Credentials and Misassignments</b>		

## Credentialed Teachers Assigned Out-of-Field (considered “out-of-field” under ESSA)

Indicator	2020-21	2021-22
Credentialed Teachers Authorized on a Permit or Waiver		
Local Assignment Options		
<b>Total Out-of-Field Teachers</b>		

## Class Assignments

--	--







**School Facility Conditions and Planned Improvements**

<b>Safety:</b>				
<b>Structural:</b>				
<b>External:</b>				

**Overall Facility Rate**

## Percentage of Students Meeting or Exceeding the State Standard on CAASPP





## CAASPP Test Results in Science for All Students

Subject	School 2021-22	School 2022-23	District 2021-22	District 2022-23	State 2021-22	State 2022-23
Science						

## 2022-23 CAASPP Test Results in Science by Student Group

Student Group	Total Enrollment	Number Tested	Percent Tested	Percent Not Tested	Percent Met or Exceeded
All Students					
Female					
Male					

**B. Pupil Outcomes****State Priority: Other Pupil Outcomes****2022-23 California Physical Fitness Test Results**

<b>Grade Level</b>	<b>Component 1: Aerobic Capacity</b>	<b>Component 2: Abdominal Strength and Endurance</b>	<b>Component 3: Trunk Extensor and Strength and Flexibility</b>	<b>Component 4: Upper Body Strength and Endurance</b>	<b>Component 5: Flexibility</b>
<b>Grade 5</b>					







## 2022-23 Suspensions and Expulsions by Student Group

Student Group	Suspensions Rate	Expulsions Rate
All Students		
Female		
Male		
Non-Binary		
American Indian or Alaska Native		
Asian		
Black or African American		
Filipino		
Hispanic or Latino		
Native Hawaiian or Pacific Islander		
Two or More Races		
White		
English Learners		
Foster Youth		
Homeless		
Socioeconomically Disadvantaged		
Students Receiving Migrant Education Services		
Students with Disabilities		

## 2023-24 School Safety Plan



## 2022-23 Ratio of Pupils to Academic Counselor

Title	Ratio
Pupils to Academic Counselor	

## 2022-23 Student Support Services Staff

Title	Number of FTE Assigned to School
Counselor (Academic, Social/Behavioral or Career Development)	
Library Media Teacher (Librarian)	
Library Media Services Staff (Paraprofessional)	
Psychologist	
Social Worker	
Nurse	
Speech/Language/Hearing Specialist	
Resource Specialist (non-teaching)	
Other	



**Fiscal Year 2021-22 Teacher and Administrative Salaries**

<b>Category</b>	<b>District Amount</b>	<b>State Average for Districts in Same Category</b>
-----------------	------------------------	---